
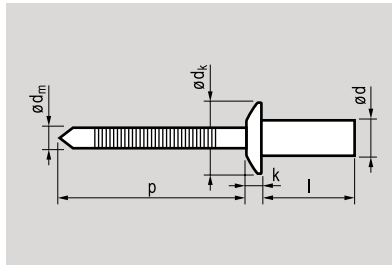








 **Stainless steel [A2]**  
Polished

 **Stainless steel [A2]**  
Polished



## closed end I dome head

$\varnothing d$	$l$ [+1/-0,2]		Item nr.	$\varnothing d_k$	$k$	$\varnothing d_m$	$p$		
[mm]	[mm]	[mm]		[mm]	[mm]	[mm]	[mm]	[N]	[N]
<b>3,2</b>	6,0	0,5-1,5	<b>12613206</b>	6,0 [+/-0,24]	≤1,4	~1,90	≥27	2.500	2.000
[+0,08/-0,10]	8,0	1,5-3,0	<b>3208</b>						
	9,5	3,0-5,0	<b>3209</b>						
Ø 3,3	12,0	5,0-7,0	<b>3212</b>						
<b>4,0</b>	6,0	0,5-1,5	<b>12614006</b>	8,0 [+/-0,29]	≤1,7	~2,30	≥27	4.000	3.000
[+0,08/-0,10]	8,0	1,5-3,0	<b>4008</b>						
	9,5	3,0-5,0	<b>4009</b>						
Ø 4,1	12,0	5,0-6,5	<b>4012</b>						
	16,0	6,5-10,5	<b>4016</b>						
<b>4,8</b>	8,0	1,0-3,0	<b>12614808</b>	9,5 [+/-0,29]	≤2,0	~2,90	≥27	5.500	4.500
[+0,08/-0,10]	9,5	3,0-5,0	<b>4809</b>						
	12,0	5,0-6,5	<b>4812</b>						
Ø 4,9	16,0	6,5-10,5	<b>4816</b>						
	20,0	10,5-14,0	<b>4820</b>						